

Pullex Terrassen- und Gartenöl

4454

Solvent-based, **pigmented oil for horizontal wooden surfaces and garden furniture** for indoor and outdoor usage for DIY

PRODUCT DESCRIPTION

General


Water-repellent, highly penetrating oil for horizontal wooden surfaces for indoors and outdoors (open-pored). Protects hardwoods and softwoods from dirt and moisture.

The product is characterised by excellent grain accentuation of the wood and easy, seamless application.

Micronised special pigments guarantee very good weather and UV resistance as well as excellent colour stabilisation of exotic woods. Without the addition of aromatic solvents.

Contains no active ingredients from chemical wood and film preservatives.

Application area



For horizontal wooden surfaces that are not dimensionally stable for exterior use, such as balcony floors, landing stages, terraces, etc.

Particularly suitable for types of wood such as larch, exotic types of wood such as Bangkirai, Teak or Massaranduba and WPC.

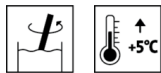
Garden furniture

For normally used surfaces in furniture and interior fittings

Apply a maximum of one thin coat of this product to the inner surfaces of furniture and cabinets on account of possible odours.

PROCESSING


Processing instructions



- Please stir the product before use.
- The temperature of the product and object, and the room temperature must be at least + 5 °C.
- The optimal conditions for use are between 15 - 30 °C with a relative atmospheric humidity between 40 - 80 %.
- Do not process it under conditions of intense sunlight, rain, extremely high humidity, strong wind or pending frost.
- **Furniture:** Apply the product and leave a short time to take effect and then carefully wipe of the excess with a cotton cloth or pack of gauze in the direction of the fibre. The formation of a film must be avoided at all costs!
- **Floor:** spread thinly. It is optimal to apply a coating on all sides prior to installation. Following it is recommended to seal the cut edges using Allwetterlack (4502) (2 coats).
- **Attention:** Care should be taken to sand the wood uniformly and to apply the product evenly!
- Resin flow cannot be avoided by the coating.

- Residual plaster (high level of alkalinity) or ferrous dust (rust formation) may lead to black discoloration on larch wood and other types of wood rich in extracts.
- These may, however, be eliminated with ease using regular preservative coatings (see preservative coat). The formation of "footprint marks" is natural in case of highly frequented surfaces.
- Any change in the processing sequence, environmental conditions, non-observance of instructions or the use of products not listed may have an unfavourable effect on the result. Deviations lead to film and adhesion problems as well as to impairments with regard to weathering and color stability.
- Please follow our **ARL 505 - Working guideline for alkyd resin coatings/-glazes and oils.**
- Please follow our **ARL 500 - Working guideline for coating non-dimensionally stable and limited dimensionally stable construction elements – General part.**

Application technique



	Brushing	Wiping
Applied quantity per application (ml/m ²)	30 - 60	

Wiping, particularly good results can be achieved when grinding in with abrasive fleece.

The product is ready to use.

The shape and surface condition of the workpiece as well as the type of application influence the actual consumption. Accurate values for consumption must be obtained by applying trial coats in advance.

Drying times

(at 23 °C and 50 % rel. humidity)



Subsequent coating	approx. 12 hour(s)
--------------------	--------------------

The figures given above are reference values. The drying time depends on the type of substrate, coat thickness, temperature, air exchange and relative atmospheric humidity.

To ensure perfect drying, good room ventilation must be provided. Low ventilation, e.g. from dense stacking, delays drying.

Lower temperatures and/or high level of atmospheric humidity can increase the drying time.

On types of woods rich in extracts (such as oak, iroko), drying may be delayed.

Cleaning the working equipment



With Adlerol-Terpentinölersatz (7231) immediately after use.

SUBSTRATE

Type of substrate

Hardwoods and softwoods / Thermowood treated wood.

Substrate property

The substrate must be dry, clean, capable of holding the paint, free from separating substances such as grease, wax, silicone, resin etc. and free from wood dust, as well as tested for suitability for coating.


A prerequisite for ensuring long durability of the coating is to observe the basic principles of constructional wood preservation.

Please observe the additional documents:

- ÖNORM B 2230-1
- ÖNORM B 3430-1
- DIN 18363
- BFS data sheet no. 18.

Wood moisture	Hardwoods: 12 ± 2 % Softwoods: 15 ± 2 %
Substrate preparation	Floor: For optimal durability we recommend to sand smooth wooden surfaces with grain size 80 – 120 in the direction of the fibre, clean thoroughly and remove wood extractives such as, for example, resins and resin pockets. Round off any sharp edges. Clean resin-rich woods and exotic woods with drying retardants with Nitro-Verdünner 8017 (8017). Treat algae, green deposits or mould in outdoor areas with Aviva Fungisan (8308). Furniture: Wood sanding Grit size 180 - 240 / Round off any sharp edges.

COATING SYSTEM

Primer coat	1 x Pullex Terrassen- und Gartenöl (4454) Intermediate drying time: approx. 12 hour(s)
Intermediate sanding 	Slight smooth sanding: Grit size 280 – 360 Remove sanding dust.
Finishing coat	1 x Pullex Terrassen- und Gartenöl (4454)

MAINTENANCE

Care	The durability depends on several factors: these include particularly the type of weathering, constructive protection, mechanical stress and the choice of colour applied. To obtain long durability, regular inspection, maintenance and, if necessary, repair measures are necessary . Floor: Remove dust and dirt from the still intact areas and paint 1 x x using Pullex Terrassen- und Gartenöl (4454). Avoid film formation at all costs! Cleaning with water or mild household cleaners for the first time after 14 days. Use Legno-Reiniger (7003) for greasy stains.
Maintenance	For retouching work and maintenance apply 1 coat of Pullex Terrassen- und Gartenöl (4454) and remove the excess. On deep-pored hardwoods, e.g. Oak, Iroko, shorter maintenance intervals must be expected. Colour shade Farblos (colourless): Greying is delayed, not prevented. Sand weathered or greyed wood until the raw wood. Alternatively, de-grey with Clean-Multi-Refresher (8317). Further processing as per new coating (see coating system). Please follow our ARL 504 - Working guideline for coating non-dimensionally stable and limited dimensionally stable construction elements - Maintenance and Repair.

ORDERING INFORMATION

Size of trading unit 375 ml, 750 ml, 2,5 l

Colour shades / Glosslevels

Standard colour(s):
 Lärche (4454052226)
 Teak (4454052201)
 Bangkirai (4454066961)
 Farblos, zum Aufhellen (4454000230)

The final colour tone is generally determined by the inherent colour of the wood, the quantity applied and the colour shade of the coating.

It is recommended to prepare a trial colour sample on the original substrate using the coating system selected in order to assess the final colour shade.

In order to ensure uniformity of the colour shade, use only material with the same batch number on a given surface.

Apply exclusively pigmented colour shades to ensure a good weather resistance.

When brightening the standard colour shades with Pullex Terrassen- und Gartenöl colourless (4454), shorter renovation intervals must be expected (reduced UV protection).

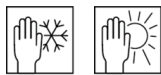
Supplementary products

Adlerol-Terpentinölersatz (7231)
 Allwetterlack (4502)
 Aviva Fungisan (8308)
 Clean-Multi-Refresher (8317)
 Legno-Reiniger (7003)
 Nitro-Verdünner 8017 (8017)

Please refer to the corresponding technical data sheets of the products.

FURTHER DETAILS

Durability / storage



Min. 3 year(s) in the original sealed containers.

Make sure the product is protected against moisture, direct sunlight, frost and high temperatures (above 30 °C).

We recommend to transfer the contents of open containers to smaller ones in order to prevent gelling / skin formation.

Close opened containers well and use up the content as soon as possible.

Giscode

Ö40

Declaration of ingredients according to VdL-RL 01

alkyd resins / inorganic white and coloured pigments / organic pigments / rheology additives / interface additives / wetting agent / aliphatic compounds / glycol ether / light stabilisers / anti-skin agent / drying agents (siccatives)

Safety information



When using cloths that have been soaked with oxidative drying products, there is a risk of spontaneous combustion! Spread soaked cloths out and let them dry; it is necessary to store them in sealed metal containers or under water.

During sanding use P2 / P3 dust filter.

If the product comes into contact with your eyes, rinse immediately with water.

Ensure good ventilation during application and drying.

During work, do not eat, drink or smoke.

Repeated contact can lead to chapped or cracked skin.

Do not allow to enter drains, water courses or soil.

Only dispose of empty containers for recycling. Dried material leftovers can be disposed of as household waste. Dispose of liquid material residues at the recycling center or the mobile collection of harmful substances.

Further information on the subject of safety during transport, storage and handling as well as disposal can be found in the relevant safety data sheet. The current version can be accessed on the Internet at **www.adler-lacke.com**.
