

## ADLER Aqua-Nova PRO SG

4137000015 ff

Water-based pigmented silk-gloss coating system for professional use

### PRODUCT DESCRIPTION

#### General

Water-based, non-yellowing, opaque coating system for indoors and outdoors. Excellent resistance to weathering and UV, high scratch resistance, high level of block resistance and high chemical resistance.

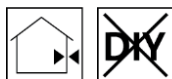
The low-odour and environmentally friendly product is excellent to process and has an optimal flow.

#### Special properties and standards



- **ÖNORM EN 71-3** Safety of toys; migration of certain elements (free of heavy metals)
- **DIN 53160-1 and 53160-2** perspiration and saliva-proof properties
- **French ordinance DEVL1104875A** regarding the marking of construction coating products for their emission of volatile pollutants: A+

#### Application areas



- Coating on primed wood indoors and metal, hard PVC, as well as intact old coatings indoors and outdoors.
- We recommend ADLER Ferro GSX 54120 ff for sheet metal roofs and steel constructions with extreme weathering.
- Coat horizontal sheet metal outdoors with ADLER Ferrocolor 54111 ff or ADLER Ferro GSX 54120 ff.

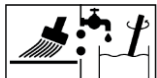
Please observe the relative technical data sheets of the products.

### PROCESSING

#### Instructions for use



- Please stir the product before use.
- The temperature of the product and object, and the room temperature must be at least + 10 °C is necessary.
- The optimal conditions for use are between 15 – 25 °C with a relative atmospheric humidity between 40 – 80 %.
- The flow of resin cannot be avoided based on the coating method.
- Use sealing profiles and adhesive covering tapes for water-based paints.
- For application by brushing an acrylic brush is recommended. Rolling is done using a short-hair roller.

**Application technique**0-5% H<sub>2</sub>O0-5% H<sub>2</sub>O8-10m<sup>2</sup>

Application method	Brushing	Rolling
Dilution (thinning)	water	
Thinner amount added in %	0 - 5 %	
Yield per application (m <sup>2</sup> /l) <sup>1)</sup>	approx. 8 - 10	
<sup>1)</sup> Yield including addition of thinner.		

The shape, the properties and moisture of the substrate affect the consumption/yield. Accurate values for consumption must be obtained by applying trial coats in advance.

**Drying times**

(at 23 °C and 50 % rel. humidity)



6h

Recoatable	after approx. 6 hours
------------	-----------------------

The figures given above are reference values. The drying time depends on the type of substrate, coat thickness, temperature, air exchange and relative atmospheric humidity.

Lower temperatures and/or high level of atmospheric humidity can increase the drying time.

Avoid direct sunlight (very quick drying).

**Cleaning the working equipment**

With water immediately after use.

To remove dried paint residues, we recommend using ADLER Abbeizer Express 8313000300.

**SUBSTRATE****Type of substrate**

Wood, wooden materials, metal as well as hard PVC

**Substrate property**

The substrate must be dry, clean, capable of holding the paint, free from separating substances such as grease, wax, silicone, resin etc. and free from wood dust, as well as tested for suitability for coating.

Please observe and follow ÖNORM B 2230 Part 1.

See also VOB, Part C, DIN 18363, Paragraph 3; painting and coating work.

Any coatings that cannot be recoated must be removed thoroughly.

**Wood moisture**

**Hardwoods:** 12 % +/- 2 %

**Softwoods:** 15 % +/- 2 %.

**Preparation of the substrate****Wood and wood-based materials**

Round off any sharp edges, remove wood extractives such as, for example, resins and pitch pockets.

Wood sanding with grit size 120 - 150

**Iron and steel**

Remove rust down to bare metal. Thoroughly remove greasy or oily impurities using ADLER Entfetter (degreaser) 80394.

**Zinc, aluminium and other non-ferrous metals**

Sand until matt with abrasive fleece and ADLER Entfetter 80394.

**Hard PVC and coatable plastics**

Sand until matt with abrasive fleece and ADLER Entfetter 80394.

**Old coatings**

Sand intact old coatings with grit size 120 and clean. Remove old coatings that cannot be recoated.

Please observe the relative technical data sheets of the products.

**COATING SYSTEM****Primer coat****Wood and wood-based materials, indoors**

1 - 2 x ADLER Aqua-Isoprimer PRO 41005

**Iron and steel, indoors**

1 x ADLER Aqua-Multiprimer PRO 41195 ff

**Iron and steel, outdoors**

2 x ADLER Aqua-Multiprimer PRO 41195 ff

**Zinc, aluminium and other non-ferrous metals**

1 x ADLER Aqua-Multiprimer PRO 41195 ff

**Anodised aluminium**

Sand anodised aluminium very well until matt and prime within 60 minutes with ADLER 2K-Epoxy-Grund 68304 f.

**Hard PVC and coatable plastics**

1 x ADLER Aqua-Multiprimer PRO 41195 ff

Due to the large number of plastic materials, an adhesion test is recommended.

**Old coatings**

No primer coating is required for intact old coatings, but the compatibility of the coating must be checked. Damaged areas in not intact old coats must be pre-treated according to the respective substrate. Coating system like new paint.

Please observe the relative technical data sheets of the products.

**Intermediate sanding**

Sand primed surface with grit size 240.

Remove sanding dust.

**Intermediate coat**

1 x ADLER Aqua-Nova PRO SG 4137000015 ff

**Intermediate sanding**

If necessary, sand primed surface with grit size 240.

Remove sanding dust.

If the drying time is longer than 24 hours, a prior sanding is necessary.

**Finishing coat**

1 x ADLER Aqua-Nova PRO SG 4137000015 ff

## MAINTENANCE & RENOVATION

### Maintenance and renovation

The durability depends on several factors: these include particularly the type of weathering, constructional protection, mechanical stress and the choice of colour applied. To obtain long durability, preservation work is necessary in time. Therefore, we recommend annual maintenance.

If required, remove dust and dirt from the still intact areas and paint 1 x with ADLER Aqua-Nova PRO SG 4137000015 ff.

Please observe the relative technical data sheets of the products.

## ORDERING INFORMATION

### Size of trading unit

750 ml; 2.5 l

### Colour shades / degrees of gloss

**Color4You** 

ADLER Aqua-Nova PRO SG Weiß, tingable 4137049100

Other colour shades can be obtained using the **ADLER colour mixing system Color4You**.

#### Base paints:

Base W15	4137000015
Base W20	4137000020
Base W30	4137000030

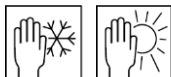
- In order to ensure uniformity of the colour shade, use only material having the same batch number on a given surface.
- It is recommended to prepare a trial colour sample on the original substrate using the coating system selected in order to assess the final colour shade.
- Constrained by the system, lustrous and intensive colour shades have lower covering power under certain circumstances. Hence, it is recommended to apply a preliminary coat of a comparable, opaque white-based pastel colour shade with these colour shades.
- Please consume blended products within 3 months.

### Supplementary products

ADLER Ferro GSX 54120 ff  
 ADLER Ferrocolor 54111 ff  
 ADLER 2K-Epoxi-Grund 68304 (anodised aluminium and stainless steel)  
 ADLER Aqua-Multiprimer PRO 41195 ff (metal)  
 ADLER Aqua-Isoprimer PRO 41005 (wood)  
 ADLER Abbeizer Express 8313000300  
 ADLER Entfetter 80394

## FURTHER DETAILS

### Durability / storage



At least 3 years in the original sealed containers.

Make sure the product is protected against moisture, direct sunlight, frost and high temperatures (above 30 °C).

---

**Technical specifications**

VOC content EU threshold for ADLER Aqua-Nova PRO SG (cat. A/d): 130 g/l (2010). ADLER Aqua-Nova PRO SG contains a maximum of 130 g/l VOC.

---

**Safety-related information**

Further information on the subject of safety during transport, storage and handling as well as disposal can be found in the relevant safety data sheet. The current version can be accessed on the Internet at **[www.adler-lacke.com](http://www.adler-lacke.com)**.

The product is only suitable for industrial and professional use.

Inhaling paint aerosols whilst spraying must generally be avoided. This is ensured by correctly using a breathing mask (combination filter A2/P2 – EN 141/EN 143).

---